



BURNET COUNTY EMERGENCY SERVICES DISTRICT NO. 2
P.O. Box 249
Buchanan Dam, Texas 78609-0249

Minutes (Official) – January 18, 2024

1. (AI)¹ Call meeting to order.

(AD)²At 6:01 p.m., January 18, 2024 the Regular Meeting for the Board of Emergency Service Commissioners of Burnet County Emergency Services District No. 2 was called to order by President Sharon Barclay at the Cassie Volunteer Fire Department, 3900 RR 690, Burnet, Texas 78611. Notice of this meeting (Enclosure 1) had been previously posted at the Burnet County Courthouse and the Burnet County website (Burnet County burnetcountytexas.org) in compliance with the provisions of Chapter 551, Texas Government Code.

2. (AI) Establish a quorum.

(AD) Board member in attendance were:

Sharon Barclay

Jodeen Lee

William Proffer

Felecia Sanchez

Robbie Cheatham - Absent

Commissioner Barclay confirmed a quorum was present. Commissioner Barclay also recorded the minutes in the Secretary's absence.

3. (AI) Pledge of Allegiance

(AD) The quorum having been established, the Pledge of Allegiance to the United States was rendered with appropriate honors.

¹ AI – Agenda Item

² AD – Action and/or Discussion by BCESD-2Commissioners

4. (AI) Invocation

(AD) Commissioner Barclay offered the Invocation.

5. (AI) Welcome guests

(AD) Commissioner Barclay welcomed to the meeting:

*CVFD Chief Derrick Curtis
Mrs. Laura Schneider, CVFD Treasurer
CVFD President Chuck Schoenfeld
CVFD Captain George Sanchez
Charity Taber
Chutikorn Russell*

6. (AI) Welcome Felecia Sanchez to the BCESD2 Board

(AD) Commissioner Barclay welcomed Commissioner Felecia Sanchez to the BCESD2 Board; Commissioner Barclay stated that Commissioner Sanchez comes to the Board with a notable set of management and professional credentials and is a long-time member of the Cassie Community. Commissioner Sanchez was given the opportunity to introduce herself and was welcomed by the entire Board.

7. Comments from the Board and Public not scheduled on the agenda may speak, however no action can be taken on these items and the Board will not debate the comments at this meeting. Comments regarding specific agenda items should occur when the item is called. There is a 2-minute speaking limit.

(AD) Commissioner Barclay called for any comments regarding non-Agenda items. No comments were offered.

8. (AI) Annual Audit Report

(AD) Charity Taber of ORW Associates presented the Final Audit Report for BCESD2 and the CVFD for FY22-23.

Mrs. Taber first discussed in depth the Audit results of the CVFD; there were no negative findings, and all results were consistent with excellent accounting principles. Commissioner

Proffer asked how depreciation was calculated and Mrs. Taber explained the rationale behind the calculations.

Mrs. Taber then went into depth reporting the Final Audit for the ESD; there were no negative findings, and all results were consistent with excellent accounting principles. She reported that the ESD had added computers, and this property will show depreciation and will be reflected on subsequent reports. She also reported the addition of the Texas Class Investment accounts.

Mrs. Taber provided three copies of the reports and an electronic copy. Commissioner Barclay stated that she would deliver the Audit Report to County Commissioner Luther as was required and post the Audit Report to the website. (Copy available to view at [Burnet County \(burnetcountytexas.org\)](http://BurnetCounty(burnetcountytexas.org)))

9. (AI) Accept minutes from the December 21, 2023 meeting.

(AD) Commissioner Barclay called for corrections to the December 21, 2023 Meeting Minutes: with no additional changes the Minutes were accepted as presented.

10. (AI) ESD #2 Treasurer Report

((AD) Commissioner Lee gave the ESD Treasurer's Report for December 2023.

*Balances – Checking: \$94,441.04
 Sales Tax: \$16,611.41
 Texas Class Reserve Investment: \$368,075.04
 Texas Class Sales Tax Investment: \$203,887.34
 Total Assets: \$683,014.83*

*Total Income: \$48,056.95
Expenses: \$1936.01
Net: \$46,120.94*

*YTD Income \$101,485.83
Budget \$517,527.67*

*YTD Expenses \$40,998.06
Budget \$517,527.67
Net Income \$60,487.77 (Enclosure 2)*

Commissioner Lee explained the monthly Treasurer's reports; the income reflects the anticipated increase in Ad Valorem Revenues and the transfer of Sales Tax income to Texas Class as was discussed at the December 2023 meeting.

Commissioner Barclay called for questions or comments for the Treasurer's Report; with no further questions, the report was accepted as presented.

11. (AI) Discussion and/or action regarding the disbursement of funds

(AD) Commissioner Lee reported anticipated disbursement of funds; CVFD received the January Quarterly disbursement. Commissioner Barclay reported that there would be a statement from the Burnet Bulletin for \$52 for the required TAC reporting in the Burnet Bulletin of the ESD Administrative Office.

Commissioner Barclay called for any questions related to these items; there was no further discussion.

12. (AI) Report from the Cassie Volunteer Fire Department.

A. Report of VFD

- 1. Number of calls.**
- 2. Training, etc.**
- 3. Other department activity or concerns.**

B. Cassie VFD Financial Report

C. Capital Expenditures

(AD) A. Chief Curtis gave the report on CVFD activity for the month of December 2023 and year-end totals.

December 2023:

CVFD responded to 7 calls – 5 EMS/2 Fire/Other. Mutual Aid –1 given;1 received. There were 0 overlapping calls. Average response time for December was 8.19 minutes; In-District calls 7.81, M-F 4.55, Out-of-District was 13.77. The average personnel per call for December was 4.1.

2023:

CVFD responded to 180 calls – 109 EMS/70 Fire/Other (Chief Curtis stated that the report was missing one call). Mutual Aid –62 given; 8 received. There were 8 overlapping calls. Average response time for 2023 was 9.07 minutes; In-District calls 6.11, M-F 3.93, Out-of-District was 13.57. The average personnel per call for 2023 was 4.8.

(Enclosure 3)

Chief Curtis reported that five firefighters were attending an Extrication Class in Marble Falls this weekend. He also reported that the website was live.

Chief Curtis reported that there continued to be preparation for the 2024 Eclipse Event in April. The event at Reveille Peak currently has 20,000 registered participants.

B. Mrs. Schneider provided the CVFD Treasurers Report for December 2023. There was a balance of \$10,919.42 in checking. Expenses for December were \$11,194.42, which included expenses for routine operations, uniforms, and PPE. Mrs. Schneider also discussed that the FY- Year to Date amount is (-) \$2119.83 due to beginning of the year operating expenses. As previously presented, the ESD and CVFD will address this at a later Budget meeting to accommodate increased First Quarter expenses of the CVFD.

Mrs. Schneider provided the CVFD Account Report– current balance is \$114,547.83. Mrs. Schneider stated that the CVFD purchased a Ram Expansion Device for vehicle extrication. (Enclosure 4).

C. There are no Capital Expenditures requested.

13. (AI) Report and discussion and/or action from Joint Task Force

(AD) Commissioner Barclay reported that the JTF had worked individually refining the Outlook Spreadsheet during the past month. Chief Curtis presented that he had started the process of appraisals for Engine 1. Commissioner Barclay stated that the JTF will be scheduling a meeting prior to the next ESD Board Meeting.

14. (AI) Administrative update of the Sales Tax Program for ESD #2 including update on reports from HdL.

(AD) Commissioner Barclay reported that the January report was not available from the Texas Comptroller's Office as of January 18 at 2:30pm. When she has access, she will forward it and will discuss it at the next meeting.

15. (AI) Discussion and/or action regarding establishing a position for a contract Administrative Assistant position.

Contract Terms

Duties

Hours

Pay

Budget Change

ESD Obligations to IRS reporting

Hiring

(AD) Commissioner Barclay reported that she had discussed the terms of the “contract” with Counsel and was advised that a limit to hours could be set, but it was not recommended that a set number of hours be defined. The Board then discussed potential duties to include attending Board meetings, preparing minutes, helping post the Agenda, posting to the website, scanning old documents, filing in accordance with the TSL regulations, and preparing documents for the meetings. The position would not be responsible for any financial or accounting work. It was discussed that Commissioner Barclay and Commissioner Cheatham would interview and present the candidate. Commissioner Barclay estimates that the work would be able to be completed in 12-20 hours per month. As the person is not hired, it would be delayed making a Budget change to accommodate the position.

Commissioner Lee made a motion to hire a Contract Administrative Assistant for FY23-24, not to exceed 20 hours per month at a rate of \$25 per hour. Commissioner Proffer seconded the motion; the motion passed unanimously.

Commissioner Barclay stated that she would make a Facebook announcement and encouraged all in attendance to spread the word for potential candidates.

16. (AI) March 2024 Monthly Meeting reschedule date

(AD) Commissioner Barclay announced that she would not be in the country for the scheduled March meeting and stated that the Board could continue in her absence at the March 21 date or reschedule to March 29, 2024 in the morning.

Commissioner Proffer made a motion to reschedule the March 2024 meeting to Friday, March 29, 2024 at 8:30a.m. Commissioner Sanchez seconded; the motion passed unanimously.

17. (AI) Discussion and/or action regarding continuation of contract with HdL Companies for Sales Tax Administration.

(AD) Commissioner Barclay reported that she had reviewed the HdL contract and that the ESD does not need to renew it annually. If the ESD wants to end the contract, we would need to give HdL 90 Day notice; otherwise, we will continue to be invoiced annually. There was general discussion regarding the information provided by HdL and their role in monitoring Sales Tax income. The discussion ended with a general

agreement on the value of continuing the service, but the Commissioners will continue to monitor the end value of the service.

18. (AI) Calendar of events for February 2024.

A. Standing Agenda Items

B. Discussion regarding upcoming Annual SAFE-D Meeting, February 22-24, 2024, Irving.

C. Publish ESD Administrative Information in the Burnet Bulletin during January

D. Discussion on continuation of HdL Contract

(AD) Commissioner Barclay discussed the upcoming Calendar of Events for February 2024. Additional Agenda Items will include a discussion related to topics to be attentive to at the upcoming conference, and an update to Administrative Assistant contract position.

Commissioner Barclay reported that Item C and D had been completed.

19. (AI) Next meeting, at 6:00 p.m. on Thursday, February 15, 2024.

(AD) The next meeting of Burnet County ESD No. 2 will be held on Thursday, February 15, 2024 at 6p.m. at the Cassie Volunteer Fire Department.

20. (AI) Adjourn

(AD) With no additional business, the Burnet County Emergency Services District No. 2 January 18, 2024 Meeting was adjourned at 7:24

Sharon K. Barclay

Sharon K. Barclay
President
Emergency Services District No. 2
Burnet County
January 18, 2024



POSTED Vicinta Stafford
Burnet County Clerk
By Stephanie Sherrill at 8:06 am, Jan 11 2024

BURNET COUNTY EMERGENCY SERVICES DISTRICT #2
P. O. BOX 249
BUCHANAN DAM, TEXAS 78609-0249
NOTICE OF REGULAR MEETING

In compliance with the provisions of Chapter 551, Texas Government Code, notice is hereby given of a Regular Meeting of the Board of Emergency Services Commissioners of Burnet County Emergency Services District #2, to be held on Thursday, January 18, 2024 at 6:00 p.m. at the Cassie VFD Station located at 3900 RR 690, Burnet, Texas, 78611. This agenda is posted in the Burnet County Courthouse and on the [Burnet County \(burnetcountytexas.org\)](http://burnetcountytexas.org) website.

The following agenda items will be discussed, considered and action taken as appropriate:

AGENDA

1. Call meeting to order. (Barclay)
2. Establish a quorum. (Barclay)
3. Pledge of Allegiance. (Barclay)
4. Invocation. (Barclay)
5. Welcome guests. (Barclay)
6. Welcome Felecia Sanchez to the Board. (Barclay)
7. Comments from the Board and Public not scheduled on the agenda may be made; however, no action can be taken on these items and the Board will not debate the comments at this meeting. Comments regarding specific agenda items should occur when the item is called. There is a 2-minute speaking limit.
8. Annual Audit Report (ORW – Charity Taber)
9. Accept minutes from the December 21, 2023 meeting. (Barclay)
10. ESD #2 Treasurer Report. (Lee)
11. Discussion and/or action regarding the disbursement of funds. (Lee)
12. Report from the Cassie Volunteer Fire Department.
 - A. Report of VFD (Chief Curtis)
 1. Number of calls.
 2. Training, etc.
 3. Other department activity or concerns.



BURNET COUNTY EMERGENCY SERVICES DISTRICT #2
P. O. BOX 249
BUCHANAN DAM, TEXAS 78609-0249

- B. Cassie VFD Financial Report (L. Schneider)
- C. Discussion and/or approval of Capital Expenditures for Cassie VFD, if applicable. (Curtis)
- 13. Report and discussion and/or action from Joint Task Force (Barclay, Proffer, Curtis, Schoenfeld)
- 14. Administrative update of the Sales Tax Program for ESD #2 including update on reports from HdL. (Barclay)
- 15. Discussion and/or action regarding establishing a position for a contract Administrative Assistant position. (Barclay)
 - Contract Terms
 - Duties
 - Hours
 - Pay
 - Budget Change
 - ESD Obligations to IRS reporting
 - Hiring
- 16. March 2024 Monthly Meeting reschedule date (Barclay)
- 17. Discussion and/or action regarding continuation of contract with HdL Companies for Sales Tax Administration. (Barclay)
- 18. Calendar of events for February 2024. (Barclay)
 - A. Standing Agenda Items
 - B. Discussion regarding upcoming Annual SAFE-D Meeting, February 22-24, 2024, Irving.
 - C. Publish ESD Administrative Information in the Burnet Bulletin during January (Barclay)
 - D. Discussion on continuation of HdL Contract



BURNET COUNTY EMERGENCY SERVICES DISTRICT #2
P.O. BOX 249
BUCHANAN DAM, TEXAS 78609-0249

19. Next meeting, at 6:00 p.m. on Thursday, February 15, 2024.

20. Adjourn

Sharon K. Barclay
President
Burnet County Emergency Service District No. 2
Burnet County, Texas

1:16 PM
01/07/24
Cash Basis

Burnet County Emergency Services District #2
Balance Sheet
As of December 31, 2023

	Dec 31, 23
ASSETS	
Current Assets	
Checking/Savings	
First State Bank of Burnet	94,441.04
FSB of Burnet-Sales Tax	16,611.41
Texas Class Invest - Reserve	368,075.04
Texas Class Invest - Sales Tax	203,887.34
Total Checking/Savings	683,014.83
Total Current Assets	683,014.83
TOTAL ASSETS	683,014.83
LIABILITIES & EQUITY	
Equity	
Unrestricted Net Assets	622,527.06
Net Income	60,487.77
Total Equity	683,014.83
TOTAL LIABILITIES & EQUITY	683,014.83

1:18 PM
01/07/24
Cash Basis

Burnet County Emergency Services District #2
Profit & Loss Detail
December 2023

Type	Date	Num	Name	Memo	Paid Amount
Income					
Government Contracts					
Local Government Contracts					
Deposit	12/06/2023	auto	Burnet County Appraisal Dist.	sales tax 11/16 - 11/30/23	12,819.02
Deposit	12/20/2023	auto	Burnet County Appraisal Dist.	12/1 - 12/15/23	26,292.73
Total Local Government Contracts					39,111.75
Sales Tax Revenue					
Deposit	12/08/2023	auto	HdL Companies	sales tax ending 12/5/23	6,590.95
Total Sales Tax Revenue					6,590.95
Total Government Contracts					45,702.70
Interest Earned					
Deposit	12/31/2023			Interest	20.46
Deposit	12/31/2023			Interest	16.42
Total Interest Earned					36.88
Investments					
Interest-Investments					
Deposit	12/31/2023			Interest	1,738.44
Deposit	12/31/2023			Interest	578.93
Total Interest-Investments					2,317.37
Total Investments					2,317.37
Total Income					48,056.95
Expense					
Contract Services					
HdL Companies					
Check	12/12/2023	1524	HdL Companies	sales tax consulting service	11.00
Total HdL Companies					11.00
Legal Fees					
Check	12/12/2023	1523	Burns Anderson Jury Brenner, L...	admin asst position	275.00
Total Legal Fees					275.00
Outside Contract Services					
Burnet Co. Appraisal Dist.					
Check	12/12/2023	1522	Burnet County Appraisal Dist.	1st quarter fees	1,650.01
Total Burnet Co. Appraisal Dist.					1,650.01
Total Outside Contract Services					1,650.01
Total Contract Services					1,936.01
Total Expense					1,936.01
Net Income					46,120.94

1:20 PM

01/07/24

Cash Basis

**Burnet County Emergency Services District #2
Profit & Loss Budget vs. Actual**

October through December 2023

	Oct - Dec 23	Budget	\$ Over Budget
Income			
Government Contracts			
Local Government Contracts	72,668.04	405,437.67	-332,769.63
Sales Tax Revenue	22,058.28	100,000.00	-77,941.72
Total Government Contracts	94,726.32	505,437.67	-410,711.35
Interest Earned	97.86	90.00	7.86
Investments			
Interest-Investments	6,661.65	12,000.00	-5,338.35
Total Investments	6,661.65	12,000.00	-5,338.35
Total Income	101,485.83	517,527.67	-416,041.84
Expense			
Capital Reserve	-30,301.38	238,975.19	-269,276.57
Contract Services			
Accounting Fees	0.00	9,500.00	-9,500.00
Cassie Volunteer Fire Dept	59,191.00	236,764.00	-177,573.00
CVFD-Capital Expenditures	6,424.71	6,000.00	424.71
HdL Companies	11.00		
Insurance-Liability & D.O.	1,409.00	2,595.00	-1,186.00
Insurance-Workers Compensation	400.00	454.25	-54.25
Legal Fees	925.00	5,000.00	-4,075.00
Outside Contract Services			
Burnet Co. Appraisal Dist.			
Tax Collection Legal Fees	108.72		
Burnet Co. Appraisal Dist. - Other	1,650.01	6,020.23	-4,370.22
Total Burnet Co. Appraisal Dist.	1,758.73	6,020.23	-4,261.50
Total Outside Contract Services	1,758.73	6,020.23	-4,261.50
Total Contract Services	70,119.44	266,333.48	-196,214.04
Operations			
Newspaper Advertisement	0.00	100.00	-100.00
Postage, Mail Service	0.00	244.00	-244.00
Total Operations	0.00	344.00	-344.00
Other Types of Expenses			
computer expense	0.00	1,000.00	-1,000.00
Memberships and Dues	0.00	275.00	-275.00
Total Other Types of Expenses	0.00	1,275.00	-1,275.00
Sales Tax Expenditures-Cap Exp	0.00	5,000.00	-5,000.00
Travel and Meetings			
Conference, Convention, Meeting	1,180.00	5,000.00	-3,820.00
Travel	0.00	600.00	-600.00
Total Travel and Meetings	1,180.00	5,600.00	-4,420.00
Total Expense	40,998.06	517,527.67	-476,529.61
Net Income	60,487.77	0.00	60,487.77

Cassie VFD/ Burnet ESD 2

Burnet, TX

This report was generated on 1/13/2024 1:07:37 PM



Incident Statistics

Zone(s): All Zones | Start Date: 12/01/2023 | End Date: 12/31/2023

INCIDENT COUNT			
INCIDENT TYPE		# INCIDENTS	
EMS		5	
FIRE		2	
TOTAL		7	
TOTAL TRANSPORTS (N2 and N3)			
APPARATUS	# of APPARATUS TRANSPORTS	# of PATIENT TRANSPORTS	TOTAL # of PATIENT CONTACTS
C-60	0	0	2
UTV31	0	0	1
TOTAL	0	0	3
PRE-INCIDENT VALUE		LOSSES	
\$0.00		\$0.00	
CO CHECKS			
TOTAL			
MUTUAL AID			
Aid Type		Total	
Aid Given		1	
Aid Received		1	
OVERLAPPING CALLS			
# OVERLAPPING		% OVERLAPPING	
0		0	
LIGHTS AND SIREN - AVERAGE RESPONSE TIME (Dispatch to Arrival)			
Station	EMS	FIRE	
Cassie VFD-Elms Station	0:08:38	0:19:44	
AVERAGE FOR ALL CALLS		0:10:34	
LIGHTS AND SIREN - AVERAGE TURNOUT TIME (Dispatch to Enroute)			
Station	EMS	FIRE	
Cassie VFD-Elms Station	0:00:52	0:10:16	
AVERAGE FOR ALL CALLS		0:02:35	
AGENCY		AVERAGE TIME ON SCENE (MM:SS)	
Cassie VFD/ Burnet ESD 2		20:05	

Only Reviewed Incidents included. EMS for Incident counts includes only 300 to 399 Incident Types. All other incident types are counted as FIRE. CO Checks only includes Incident Types: 424, 736 and 734. # Apparatus Transports = # of incidents where apparatus transported. # Patient Transports = All patients transported by EMS. # Patient Contacts = # of PCR contacted by apparatus. This report now returns both NEMSIS 2 & 3 data as appropriate. For overlapping calls that span over multiple days, total per month will not equal Total count for year.



Cassie VFD/ Burnet ESD 2

Burnet, TX

This report was generated on 1/13/2024 1:14:40 PM



Incident Statistics

Zone(s): All Zones | Start Date: 01/01/2023 | End Date: 12/31/2023

INCIDENT COUNT			
INCIDENT TYPE		# INCIDENTS	
EMS		109	
FIRE		70	
TOTAL		179	
TOTAL TRANSPORTS (N2 and N3)			
APPARATUS	# of APPARATUS TRANSPORTS	# of PATIENT TRANSPORTS	TOTAL # of PATIENT CONTACTS
4490	0	0	2
C-60	0	0	44
UTV31	0	0	1
TOTAL	0	0	47
PRE-INCIDENT VALUE		LOSSES	
\$1,335,756.00		\$458,659.00	
CO CHECKS			
TOTAL			
MUTUAL AID			
Aid Type		Total	
Aid Given		62	
Aid Received		8	
OVERLAPPING CALLS			
# OVERLAPPING		% OVERLAPPING	
8		4.47	
LIGHTS AND SIREN - AVERAGE RESPONSE TIME (Dispatch to Arrival)			
Station	EMS	FIRE	
Cassie VFD-Elms Station	0:07:24	0:17:15	
AVERAGE FOR ALL CALLS		0:10:09	
LIGHTS AND SIREN - AVERAGE TURNOUT TIME (Dispatch to Enroute)			
Station	EMS	FIRE	
Cassie VFD-Elms Station	0:01:20	0:03:20	
AVERAGE FOR ALL CALLS		0:01:49	
AGENCY		AVERAGE TIME ON SCENE (MM:SS)	
Cassie VFD/ Burnet ESD 2		56:29	

Only Reviewed Incidents included. EMS for Incident counts includes only 300 to 399 Incident Types. All other incident types are counted as FIRE. CO Checks only includes Incident Types: 424, 736 and 734. # Apparatus Transports = # of incidents where apparatus transported. # Patient Transports = All patients transported by EMS. # Patient Contacts = # of PCR contacted by apparatus. This report now returns both NEMSIS 2 & 3 data as appropriate. For overlapping calls that span over multiple days, total per month will not equal Total count for year.



Cassie VFD/ Burnet ESD 2

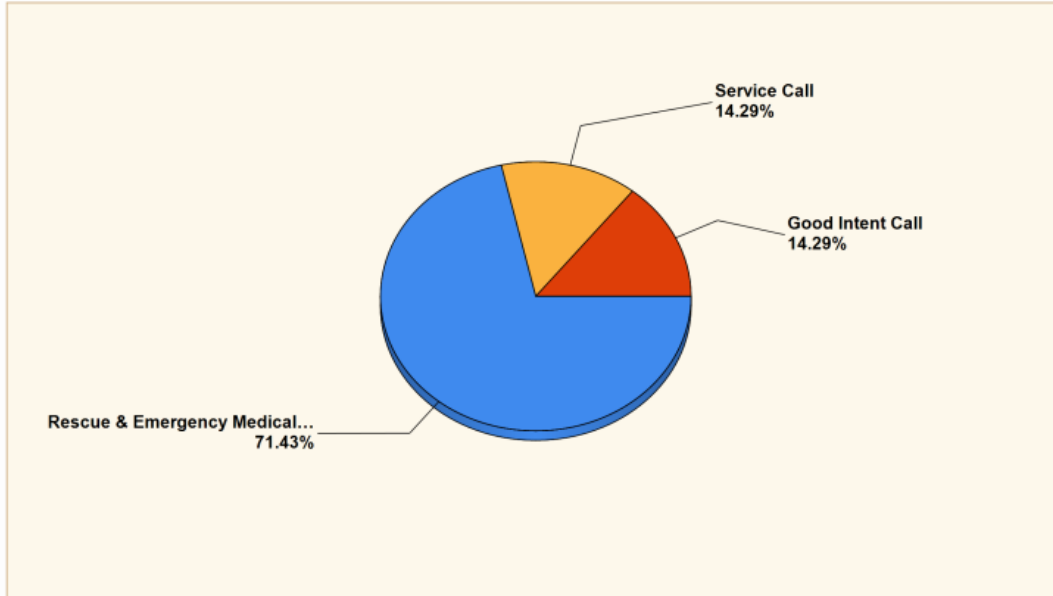
Burnet, TX

This report was generated on 1/13/2024 1:16:04 PM



Breakdown by Major Incident Types for Date Range

Zone(s): All Zones | Start Date: 12/01/2023 | End Date: 12/31/2023



MAJOR INCIDENT TYPE	# INCIDENTS	% of TOTAL
Rescue & Emergency Medical Service	5	71.43%
Service Call	1	14.29%
Good Intent Call	1	14.29%
TOTAL	7	100%

Detailed Breakdown by Incident Type		
INCIDENT TYPE	# INCIDENTS	% of TOTAL
321 - EMS call, excluding vehicle accident with injury	5	71.43%
561 - Unauthorized burning	1	14.29%
611 - Dispatched & cancelled en route	1	14.29%
TOTAL INCIDENTS:	7	100%

Only REVIEWED and/or LOCKED IMPORTED incidents are included. Summary results for a major incident type are not displayed if the count is zero.



Cassie VFD/ Burnet ESD 2

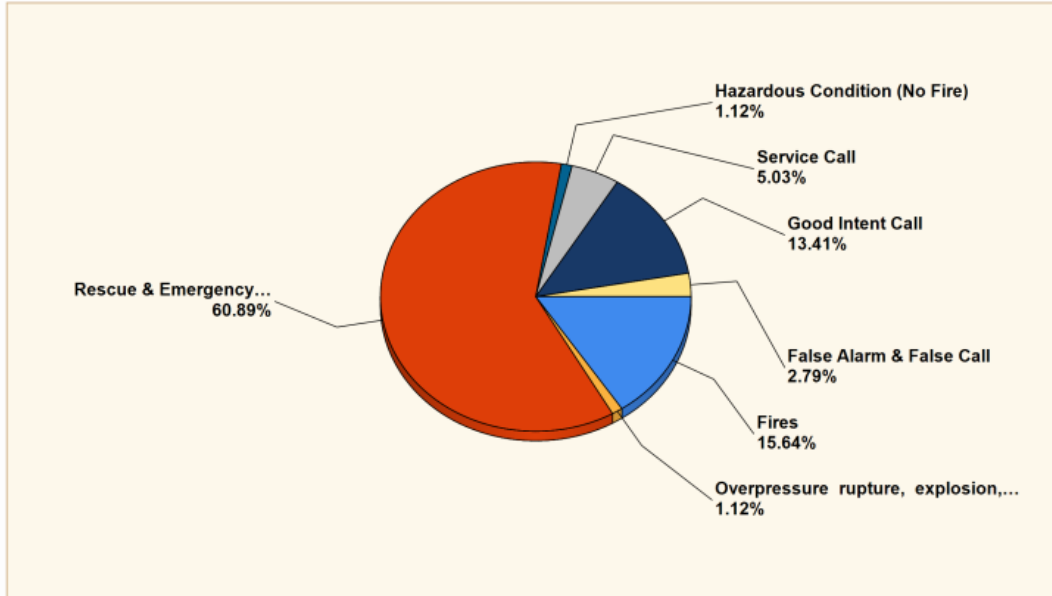
Burnet, TX

This report was generated on 1/13/2024 1:16:18 PM



Breakdown by Major Incident Types for Date Range

Zone(s): All Zones | Start Date: 01/01/2023 | End Date: 12/31/2023



MAJOR INCIDENT TYPE	# INCIDENTS	% of TOTAL
Fires	28	15.64%
Overpressure rupture, explosion, overheating - no fire	2	1.12%
Rescue & Emergency Medical Service	109	60.89%
Hazardous Condition (No Fire)	2	1.12%
Service Call	9	5.03%
Good Intent Call	24	13.41%
False Alarm & False Call	5	2.79%
TOTAL	179	100%

Only REVIEWED and/or LOCKED IMPORTED incidents are included. Summary results for a major incident type are not displayed if the count is zero.



Detailed Breakdown by Incident Type		
INCIDENT TYPE	# INCIDENTS	% of TOTAL
100 - Fire, other	1	0.56%
111 - Building fire	2	1.12%
118 - Trash or rubbish fire, contained	1	0.56%
121 - Fire in mobile home used as fixed residence	2	1.12%
122 - Fire in motor home, camper, recreational vehicle	1	0.56%
131 - Passenger vehicle fire	1	0.56%
141 - Forest, woods or wildland fire	3	1.68%
142 - Brush or brush-and-grass mixture fire	6	3.35%
143 - Grass fire	11	6.15%
240 - Explosion (no fire), other	1	0.56%
243 - Fireworks explosion (no fire)	1	0.56%
311 - Medical assist, assist EMS crew	12	6.7%
321 - EMS call, excluding vehicle accident with injury	73	40.78%
322 - Motor vehicle accident with injuries	12	6.7%
324 - Motor vehicle accident with no injuries.	4	2.23%
341 - Search for person on land	1	0.56%
342 - Search for person in water	2	1.12%
361 - Swimming/recreational water areas rescue	1	0.56%
365 - Watercraft rescue	4	2.23%
411 - Gasoline or other flammable liquid spill	1	0.56%
445 - Arcing, shorted electrical equipment	1	0.56%
500 - Service Call, other	1	0.56%
542 - Animal rescue	1	0.56%
551 - Assist police or other governmental agency	3	1.68%
553 - Public service	1	0.56%
561 - Unauthorized burning	2	1.12%
571 - Cover assignment, standby, moveup	1	0.56%
611 - Dispatched & cancelled en route	21	11.73%
622 - No incident found on arrival at dispatch address	1	0.56%
651 - Smoke scare, odor of smoke	2	1.12%
700 - False alarm or false call, other	3	1.68%
743 - Smoke detector activation, no fire - unintentional	2	1.12%
TOTAL INCIDENTS:	179	100%

Only REVIEWED and/or LOCKED IMPORTED incidents are included. Summary results for a major incident type are not displayed if the count is zero.

Cassie VFD/ Burnet ESD 2

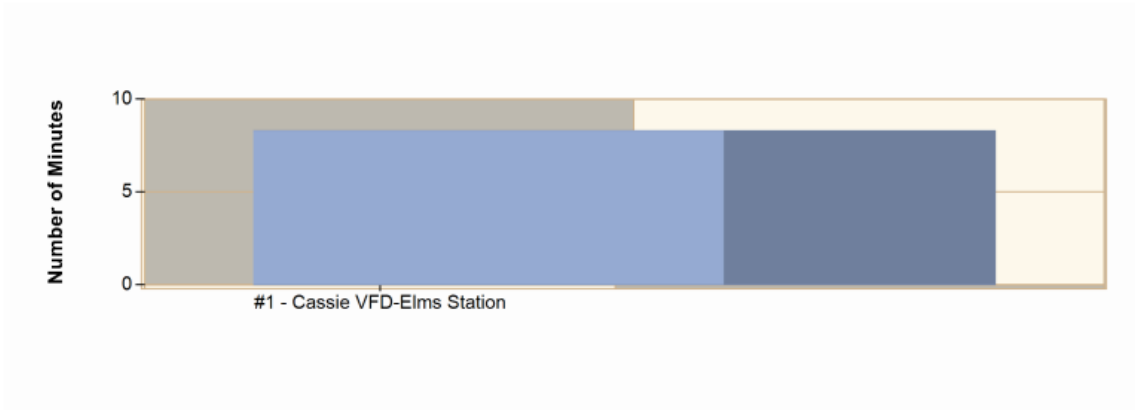
Burnet, TX

This report was generated on 1/13/2024 1:17:03 PM



Average Response Time per Station for Date Range

Start Date: 12/01/2023 | End Date: 12/31/2023



STATION	AVERAGE RESPONSE MM:SS (Dispatch to Arrived)
#1 - Cassie VFD-Elms Station	8:19

Average Response Time per Station for Date Range

Start Date: 01/01/2023 | End Date: 12/31/2023

STATION	AVERAGE RESPONSE MM:SS (Dispatch to Arrived)
#1 - Cassie VFD-Elms Station	9:07

AVERAGE RESPONSE TIME calculated from the average time difference between DISPATCH and ARRIVED times on Basic Info 4. Only REVIEWED incidents included.



emergencyreporting.com
Doc Id: 56
Page # 1 of 1

Cassie VFD/ Burnet ESD 2

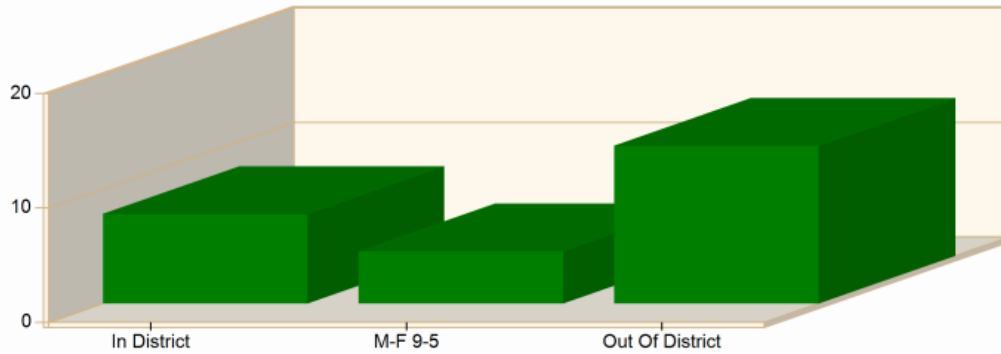
Burnet, TX

This report was generated on 1/13/2024 1:17:52 PM



Incident Average Response Time per Shift for Date Range

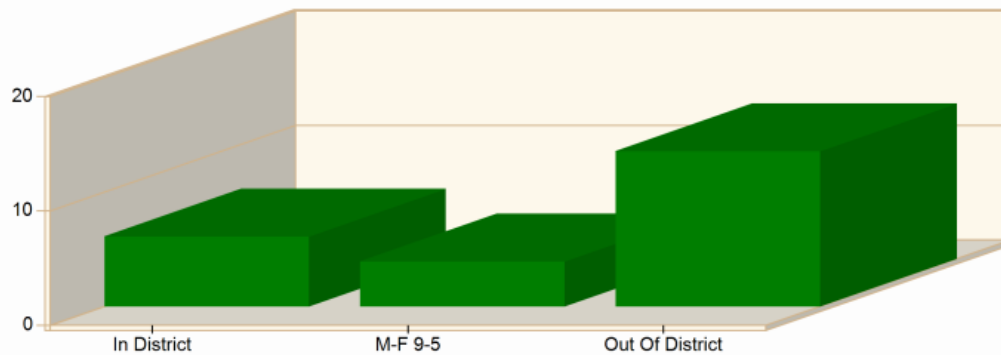
Start Date: 12/01/2023 | End Date: 12/31/2023



SHIFT	AVERAGE RESPONSE TIME (min) (Dispatch to Arrived)	CALLS
In District	7.81	4
M-F 9-5	4.55	1
Out Of District	13.77	1
Total Number of Calls:		6

Incident Average Response Time per Shift for Date Range

Start Date: 01/01/2023 | End Date: 12/31/2023



SHIFT	AVERAGE RESPONSE TIME (min) (Dispatch to Arrived)	CALLS
In District	6.11	76
M-F 9-5	3.93	35
Out Of District	13.57	51
Total Number of Calls:		162

Cassie VFD/ Burnet ESD 2

Burnet, TX

This report was generated on 1/13/2024 1:19:03 PM



Personnel Count per Incident for Date Range

Start Date: 12/01/2023 | End Date: 12/31/2023

INCIDENT				NUMBER OF PEOPLE		
NUMBER	DATE	INCIDENT TYPE	FDID	ON APPARATUS	NOT ON APPARATUS	TOTAL
2023-2300173	12/1/2023 09:52:31	321 - EMS call, excluding vehicle accident with injury	BP208	5	0	5
2023-2300174	12/2/2023 15:12:25	321 - EMS call, excluding vehicle accident with injury	BP208	4	1	5
2023-2300175	12/3/2023 02:06:12	321 - EMS call, excluding vehicle accident with injury	BP208	4	0	4
2023-2300176	12/16/2023 12:38:23	611 - Dispatched & cancelled en route	BP208	3	0	3
2023-2300177	12/17/2023 11:09:41	561 - Unauthorized burning	BP208	3	1	4
2023-2300178	12/19/2023 09:49:15	321 - EMS call, excluding vehicle accident with injury	BP208	3	2	5
2023-2300179	12/27/2023 21:41:59	321 - EMS call, excluding vehicle accident with injury	BP208	3	0	3

TOTAL # OF INCIDENTS: 7

AVERAGES:

3.6

0.6

4.1

Personnel Count per Incident for Date Range

Start Date: 01/01/2023 | End Date: 12/31/2023

TOTAL # OF INCIDENTS: 179

AVERAGES:

3.4

1.3

4.8

Only REVIEWED incidents included

 **EMERGENCY REPORTING**
emergencyreporting.com
Doc Id: 358
Page # 1 of 1

Cassie VFD/ Burnet ESD 2

Burnet, TX

This report was generated on 1/13/2024 1:20:00 PM



Incidents per Zone for Date Range

Start Date: 12/01/2023 | End Date: 12/31/2023

INCIDENT NUMBER	INCIDENT TYPE	DATE	LOCATION	APPARATUS
ZONE: 01 - Cassie				
2023-2300179	321 - EMS call, excluding vehicle accident with injury	12/27/2023	114 S Chaparral	C-60
Total # Incidents for 01:				1
ZONE: 04 - The Willows				
2023-2300173	321 - EMS call, excluding vehicle accident with injury	12/01/2023	198 Cr 141	4490,B-50,C-60
2023-2300175	321 - EMS call, excluding vehicle accident with injury	12/03/2023	110 Cr 141	B-50,C-60
Total # Incidents for 04 :				2
ZONE: 13 - CR 114				
2023-2300177	561 - Unauthorized burning	12/17/2023	1700 Cr 114	B-50,T-40
Total # Incidents for 13:				1
ZONE: 15 - Reveille Peak Ranch				
2023-2300174	321 - EMS call, excluding vehicle accident with injury	12/02/2023	105 Cr 114	B-50,C-60,UTV31
2023-2300176	611 - Dispatched & cancelled en route	12/16/2023	105 Cr 114	B-51,C-60
Total # Incidents for 15:				2
ZONE: 30 - OOD- Hoover Valley VFD				
2023-2300178	321 - EMS call, excluding vehicle accident with injury	12/19/2023	135 NAVAJO DR	B-50,C-60
Total # Incidents for 30:				1
TOTAL # INCIDENTS:				7

Only REVIEWED incidents included. Archived Zones cannot be unarchived.



emergencyreporting.com
Doc Id: 380
Page # 1 of 1

INCIDENT NUMBER	INCIDENT TYPE	DATE	LOCATION	APPARATUS
ZONE: 27 - OOD-ELBVFD				
2023-2300002	611 - Dispatched & cancelled en route	01/12/2023	10000 FM 2341	C-60
2023-2300007	551 - Assist police or other governmental agency	01/20/2023	200 Loma Vista	C-60
2023-2300083	611 - Dispatched & cancelled en route	06/18/2023	RR 2341	B-51
2023-2300100	111 - Building fire	07/17/2023	1404 CR 130	C-60,E-21,T-40
2023-2300104	131 - Passenger vehicle fire	07/25/2023	202 POINT LOOP	B-50,E-21
2023-2300106	611 - Dispatched & cancelled en route	07/30/2023	cr 138	C-60,E-21,RB-30
2023-2300127	651 - Smoke scare, odor of smoke	08/25/2023	rr 2341	B-50,B-51,T-40
2023-2300133	142 - Brush or brush-and-grass mixture fire	09/01/2023	10820 RR 2341	B-50,C-60,T-40

Total # Incidents for 27: 8

ZONE: BCSO - Burnet County SO

2023-2300172	551 - Assist police or other governmental agency	11/27/2023	505 Rexford	C-60,RB-30
--------------	--	------------	-------------	------------

Total # Incidents for BCSO: 1

Only REVIEWED incidents included. Archived Zones cannot be unarchived.

INCIDENT NUMBER	INCIDENT TYPE	DATE	LOCATION	APPARATUS
-----------------	---------------	------	----------	-----------

ZONE: 28 - OOD- Burnet VFD

2023-2300017	611 - Dispatched & cancelled en route	02/06/2023	3175 CR 101	B-51,T-40
2023-2300026	321 - EMS call, excluding vehicle accident with injury	03/04/2023	6161 W Sh 29	C-60
2023-2300031	142 - Brush or brush-and-grass mixture fire	03/22/2023	3200 S US 281	B-50,B-51,T-40
2023-2300060	311 - Medical assist, assist EMS crew	05/10/2023	701 ROCKY HOLLOW DR	C-60
2023-2300092	611 - Dispatched & cancelled en route	07/05/2023	8400 S Hwy 281	B-51,T-40
2023-2300122	611 - Dispatched & cancelled en route	08/20/2023	4600 CR 110	B-51,T-40
2023-2300158	122 - Fire in motor home, camper, recreational vehicle	11/05/2023	210 Deer Springs LOOP	C-60,T-40

Total # Incidents for 28: 7

ZONE: 29 - OOD- CI Burnet FD

2023-2300013	611 - Dispatched & cancelled en route	01/31/2023	700 POSSUM TROT	T-40
2023-2300112	141 - Forest, woods or wildland fire	08/02/2023	243 WANDERING OAK CIR	B-50,B-51,E-21
2023-2300113	141 - Forest, woods or wildland fire	08/03/2023	243 wandering oak CIR	T-40
2023-2300143	143 - Grass fire	09/08/2023	1900 E polk	B-51

Total # Incidents for 29: 4

ZONE: 30 - OOD- Hoover Valley VFD

2023-2300006	611 - Dispatched & cancelled en route	01/19/2023	104 BLACK OAK LN	C-60
2023-2300022	311 - Medical assist, assist EMS crew	02/20/2023	6211 Park Rd 4	B-50,C-60
2023-2300023	324 - Motor vehicle accident with no injuries.	02/22/2023	6409 CR 116	C-60
2023-2300030	311 - Medical assist, assist EMS crew	03/21/2023	201 CR 134	C-60
2023-2300036	311 - Medical assist, assist EMS crew	03/31/2023	219 CR 118A	C-60
2023-2300041	561 - Unauthorized burning	04/04/2023	700 Apache dr	B-50
2023-2300058	445 - Arcing, shorted electrical equipment	05/09/2023	5900 FM 3509	E-21
2023-2300062	322 - Motor vehicle accident with injuries	05/11/2023	6704 Park Rd 4	B-51,C-60,E-20
2023-2300064	611 - Dispatched & cancelled en route	05/12/2023	930 Iroquois DR	4490
2023-2300074	322 - Motor vehicle accident with injuries	05/31/2023	6400 CR 116	C-60
2023-2300075	321 - EMS call, excluding vehicle accident with injury	06/01/2023	140 LOST TRL	B-51,C-60
2023-2300079	142 - Brush or brush-and-grass mixture fire	06/10/2023	260 CROWN LN	B-51,C-60,UTV31
2023-2300081	611 - Dispatched & cancelled en route	06/15/2023	335 shoals PKY	4490
2023-2300096	121 - Fire in mobile home used as fixed residence	07/11/2023	1024 SENECA DR	E-21,T-40
2023-2300097	321 - EMS call, excluding vehicle accident with injury	07/11/2023	2131 LEGENDS PKY	E-21
2023-2300099	121 - Fire in mobile home used as fixed residence	07/16/2023	933 CR 118	E-20,E-21
2023-2300103	321 - EMS call, excluding vehicle accident with injury	07/24/2023	1002 IROQUOIS DR	B-50,C-60

Only REVIEWED incidents included. Archived Zones cannot be unarchived.

INCIDENT NUMBER	INCIDENT TYPE	DATE	LOCATION	APPARATUS
2023-2300108	341 - Search for person on land	07/31/2023	3630 Park Rd 4	B-50,B-51,C-60,UTV31
2023-2300115	118 - Trash or rubbish fire, contained	08/07/2023	100 log country CV	E-21
2023-2300120	611 - Dispatched & cancelled en route	08/19/2023	110 cr 119A	C-60
2023-2300137	143 - Grass fire	09/05/2023	148 LOST TRL	B-50,T-40
2023-2300140	143 - Grass fire	09/07/2023	148 Boutillier	B-51,C-60,T-40
2023-2300144	143 - Grass fire	09/10/2023	7601 PR 4 S	B-50,B-51,T-40
2023-2300151	611 - Dispatched & cancelled en route	09/25/2023	Park Rd 4	C-60
2023-2300154	322 - Motor vehicle accident with injuries	10/16/2023	7700 Park Rd 4	B-50,C-60,E-20
2023-2300155	321 - EMS call, excluding vehicle accident with injury	10/23/2023	526 County Road 119A	B-51,C-60
2023-2300163	611 - Dispatched & cancelled en route	11/09/2023	600 County Road 119	C-60
2023-2300170	322 - Motor vehicle accident with injuries	11/22/2023	7466 Park Rd 4	B-50,C-60
2023-2300178	321 - EMS call, excluding vehicle accident with injury	12/19/2023	135 NAVAJO DR	B-50,C-60

Total # Incidents for 30: 29

ZONE: 31 - OOD- Oakalla VFD

2023-2300119	143 - Grass fire	08/17/2023	1821 CR 219	B-51,T-40
2023-2300142	142 - Brush or brush-and-grass mixture fire	09/08/2023	16900 S Hwy 183	B-50,T-40

Total # Incidents for 31: 2

ZONE: 36 - OOD- Spicewood VFD

2023-2300001	611 - Dispatched & cancelled en route	01/04/2023	4323 E SH 71	B-51,T-40
2023-2300024	143 - Grass fire	02/23/2023	200 cedar mountain DR	B-50,T-40

Total # Incidents for 36: 2

ZONE: 37 - OODOC- Llano County Buchanan Dam VFD

2023-2300042	322 - Motor vehicle accident with injuries	04/10/2023	W Sh 29	C-60,E-20
2023-2300084	361 - Swimming/recreational water areas rescue	06/19/2023	206 Forest DR	C-60
2023-2300101	142 - Brush or brush-and-grass mixture fire	07/23/2023	CR 301	B-51,C-60,T-40
2023-2300117	342 - Search for person in water	08/11/2023	760 cr 225	B-51,C-60,RB-30
2023-2300126	322 - Motor vehicle accident with injuries	08/22/2023	2400 RR 261	E-20

Total # Incidents for 37: 5

ZONE: 39 - OOCOOD- LLANO COUNTY TOW VFD

2023-2300070	342 - Search for person in water	05/20/2023	1510 parkway	C-60,RB-30
2023-2300125	143 - Grass fire	08/22/2023	618 Tow TRL	B-51,T-40
2023-2300128	611 - Dispatched & cancelled en route	08/27/2023	30.834932	RB-30

Total # Incidents for 39: 3

ZONE: 44 - OOCOOD- LLANO VFD

2023-2300098	141 - Forest, woods or wildland fire	07/13/2023	11451 E SH 71	B-51,T-40
--------------	--------------------------------------	------------	---------------	-----------

Total # Incidents for 44: 1

TOTAL # INCIDENTS: 62

Only REVIEWED incidents included. Archived Zones cannot be unarchived.



emergencyreporting.com
Doc Id: 380
Page # 7 of 8

3:34 PM
01/12/24
Cash Basis

Cassie Volunteer Fire Department
Balance Sheet
As of December 31, 2023

	Dec 31, 23
ASSETS	
Current Assets	
Checking/Savings	
1010 · CASSIE VFD-ESD2	10,919.42
Total Checking/Savings	10,919.42
Total Current Assets	10,919.42
Fixed Assets	
1410 · Land	13,820.69
1420 · Furniture & Fixtures	10,438.09
1430 · Vehicles & Equipment	1,189,560.79
1440 · EMS Equipment	5,037.56
1450 · Communication Equipment	103,956.55
1460 · Buildings	123,895.61
1510 · Accumulated Depreciation	-1,058,463.72
Total Fixed Assets	388,245.57
Other Assets	
1090 · Transfers (In/Out)	70,000.00
Total Other Assets	70,000.00
TOTAL ASSETS	469,164.99
LIABILITIES & EQUITY	
Liabilities	
Current Liabilities	
Other Current Liabilities	
2010 · Employer & Emp. Payroll Tax	1,888.75
Total Other Current Liabilities	1,888.75
Total Current Liabilities	1,888.75
Total Liabilities	1,888.75
Equity	
3010 · Unrestricted Net Assets-Ret.Ern	469,600.34
Net Income	-2,324.10
Total Equity	467,276.24
TOTAL LIABILITIES & EQUITY	469,164.99

3:40 PM
01/12/24
Cash Basis

**Cassie Volunteer Fire Department
Profit & Loss Detail
December 2023**

Type	Date	Name	Memo	Class	Paid Amount
Income					
Expense					
5000 · ADMINISTRATIVE					
5035 · Shipping/Postage/PO Box Rental					
Check	12/12/2023	Chase Card Services	USPS-1roll of 100 forever postage stamps	ESD	66.00
Total 5035 · Shipping/Postage/PO Box Rental					66.00
5040 · Subscrptn/Dues/Membrshp/RecMgmt					
Check	12/12/2023	Chase Card Services	SFFMA-Fire dept and Individual personnel memberships for 2...	ESD	1,496.00
Check	12/12/2023	Chase Card Services	Safe-D-for 2024 Annual Conference in February for D. Curtis	ESD	295.00
Check	12/12/2023	Chase Card Services	YMCA-December membership for-G. Sanchez-couple	ESD	55.00
Check	12/12/2023	Chase Card Services	YMCA-December membership for-C. Kelley-family	ESD	65.00
Check	12/12/2023	Chase Card Services	YMCA-December membership for-D. Dupont-couple	ESD	55.00
Check	12/12/2023	Chase Card Services	YMCA-December membership for-T. Herwig-senior couple	ESD	40.00
Check	12/12/2023	Chase Card Services	YMCA-December membership for-D. Lee-senior couple	ESD	40.00
Check	12/12/2023	Chase Card Services	YMCA-December membership for-D. Curtis-family	ESD	65.00
Check	12/12/2023	Chase Card Services	YMCA-December membership for-N. Ganci-family	ESD	65.00
Check	12/12/2023	Chase Card Services	YMCA-December membership for-M. Rivera-single	ESD	38.00
Total 5040 · Subscrptn/Dues/Membrshp/RecMgmt					2,214.00
5050 · Uniforms (Caps and Shirts)					
Check	12/12/2023	Chase Card Services	Paypal-Kelly-Cassie fire deptt-shirts for fire personnel - 22-me...	ESD	1,500.00
Total 5050 · Uniforms (Caps and Shirts)					1,500.00
5076 · RECRUITMENT & RETENTION					
Check	12/12/2023	Chase Card Services	Amzn-name plates and wall and desk plates and gift bags an...	ESD	141.71
Check	12/12/2023	Chase Card Services	SP Fire Dept Clothing - part of recruitment and retention for d...	ESD	244.95
Total 5076 · RECRUITMENT & RETENTION					386.66
Total 5000 · ADMINISTRATIVE					4,166.66
5200 · PAID POSITION					
5205 · Base Salary					
Check	12/12/2023	Derrick R Curtis	Salary-Payroll for period ending 12-15-2023	FDE	2,423.08
Check	12/22/2023	Derrick R Curtis	Salary-Payroll for period ending 12-29-2023-wrote early due t...	FDE	2,423.08
Total 5205 · Base Salary					4,846.16
5215 · CVFD SS & Medicare Tax Match					
Check	12/12/2023	Derrick R Curtis	Employer Social Security & Medicare	FDE	185.37
Check	12/22/2023	Derrick R Curtis	Employer Social Security & Medicare	FDE	185.37
Total 5215 · CVFD SS & Medicare Tax Match					370.74
Total 5200 · PAID POSITION					5,216.90
5300 · BUILDING AND GROUNDS					
5320 · Repairs and Maintenance					
Check	12/07/2023	Circle S Pest Control	SR# 84154-4th quarter pest control treatment	ESD	85.00
Check	12/12/2023	Chase Card Services	Strobes-christmas lights for station-order canceled	ESD	1,129.56
Check	12/12/2023	Chase Card Services	Strobes-christmas lights for station-order canceled	ESD	-1,129.56
Check	12/12/2023	Chase Card Services	Ring Protect Plus for 2024 for monitoring ring door at station	ESD	108.25
Total 5320 · Repairs and Maintenance					193.25
5325 · Furn&YardEquip Repl/Rep/New					
Check	12/12/2023	Chase Card Services	Apple-cloud storage for reports	ESD	0.99
Total 5325 · Furn&YardEquip Repl/Rep/New					0.99
5330 · Electrical Service					
Check	12/15/2023	PEC	Acct#3000098825-monthly stmnt for period 10-22-2023--11-20...	ESD	164.97
Total 5330 · Electrical Service					164.97

3:40 PM
01/12/24
Cash Basis

**Cassie Volunteer Fire Department
Profit & Loss Detail
December 2023**

Type	Date	Name	Memo	Class	Paid Amount
5335 · Telephone Service					
Check	12/12/2023	Chase Card Services	VZWLSS-phone and cell service for period 10-11-23--11-10...	ESD	250.60
Check	12/12/2023	Chase Card Services	281--Internet service for period 11-10-23--12-9-23	ESD	167.00
Total 5335 · Telephone Service					417.60
Total 5300 · BUILDING AND GROUNDS					776.81
7000 · OPERATIONS					
7012 · Fuelman-Vehicles & Equipment					
Check	12/06/2023	Fuelman	11-5-23-4460-1-Fire-BVFD, 3-EMS	ESD	36.20
Check	12/06/2023	Fuelman	11-8-23-4460-1-EMS,1-Auto Accident HVVFD	ESD	47.06
Check	12/06/2023	Fuelman	11-14-23-4460-2-EMS, 2-Fire--no receipt printed	ESD	49.14
Check	12/06/2023	Fuelman	11-26-23-4460-1-Auto, 2-EMS	ESD	49.39
Check	12/06/2023	Fuelman	11-30-23-4460-1-Auto, 1-SAR	ESD	57.26
Check	12/06/2023	Fuelman	11-7-23-4451-regular fill up-incorrec card used shows off roa...	ESD	40.01
Check	12/06/2023	Fuelman	11-7-23-4421-regular fill up	ESD	49.52
Total 7012 · Fuelman-Vehicles & Equipment					328.58
7050 · Personal Protect Equip-PPE					
Check	12/12/2023	Chase Card Services	HAIX-station/wildland boots for N. Ganci	ESD	492.34
Total 7050 · Personal Protect Equip-PPE					492.34
7060 · Rehabilitation Supplies					
Check	12/12/2023	Chase Card Services	Chicken Express-Lunch after meeting in Burnet for D. Curtis ...	ESD	24.01
Check	12/12/2023	Chase Card Services	Storm's-Lunch for D. Curtis and T. Herwig getting supplies an...	ESD	29.45
Total 7060 · Rehabilitation Supplies					53.46
7080 · Vehicle Maintenance/Repair					
Check	12/12/2023	Chase Card Services	AMZN-1-12 volt fuse box, blade and waterproof cover for repl...	ESD	15.99
Total 7080 · Vehicle Maintenance/Repair					15.99
7085 · Vehicle Maint/Repr(Vendor)					
Check	12/12/2023	Chase Card Services	Quick Brakes-oil change for 4460	ESD	117.88
Total 7085 · Vehicle Maint/Repr(Vendor)					117.88
Total 7000 · OPERATIONS					1,008.25
8000 · TRAINING					
8025 · Per Diem Travel/Lodging					
Check	12/12/2023	Chase Card Services	Dairy Queen-Lunch for N. Ganci attending TCFP Wildfire Trai...	ESD	13.62
Check	12/12/2023	Chase Card Services	Chick-fil-A-Lunch for N. Ganci attending TCFP Wildfire Traini...	ESD	12.18
Total 8025 · Per Diem Travel/Lodging					25.80
Total 8000 · TRAINING					25.80
Total Expense					11,194.42
Net Income					-11,194.42

3:46 PM
 01/12/24
 Cash Basis

**Cassie Volunteer Fire Department
 Profit & Loss Budget vs. Actual
 October through December 2023**

	Oct - Dec 23	Budget	\$ Over Budget
Income			
4000 · Income			
4005 · ESD payments	59,191.00	236,764.00	-177,573.00
4095 · ESD Pymts-Capital Expenditures	6,634.81	6,000.00	634.81
Total 4000 · Income	65,825.81	242,764.00	-176,938.19
Total Income	65,825.81	242,764.00	-176,938.19
Expense			
5000 · ADMINISTRATIVE			
5005 · Accounting	275.00	2,000.00	-1,725.00
5010 · Legal Services	0.00	100.00	-100.00
5015 · Meetings	0.00	300.00	-300.00
5020 · Office Equipment/Maint.	0.00	258.00	-258.00
5025 · Office Supplies	50.98	1,000.00	-949.02
5030 · Printer Supplies	0.00	300.00	-300.00
5035 · Shipping/Postage/PO Box Rental	66.00	150.00	-84.00
5040 · Subscrptn/Dues/Membrshp/RecMgmt	3,431.98	6,000.00	-2,568.02
5042 · Record Mgmt Systems-ER,PC,CAD	1,420.00	5,500.00	-4,080.00
5045 · Travel Allowance	0.00	100.00	-100.00
5050 · Uniforms (Caps and Shirts)	3,354.20	2,000.00	1,354.20
5055 · Printing Services	0.00	100.00	-100.00
5060 · Banking/SftyDepBox/Chks/BkgdCks	25.00	100.00	-75.00
5070 · Replen Petty Cash/Toll Charges	0.00	350.00	-350.00
5076 · RECRUITMENT & RETENTION	5,286.66	10,200.00	-4,913.34
5078 · Items to be reimbursed by ESD	210.10	0.00	210.10
Total 5000 · ADMINISTRATIVE	14,119.92	28,458.00	-14,338.08
5200 · PAID POSITION			
5205 · Base Salary	16,961.56	63,000.00	-46,038.44
5215 · CVFD SS & Medicare Tax Match	1,297.59	4,819.50	-3,521.91
Total 5200 · PAID POSITION	18,259.15	67,819.50	-49,560.35
5300 · BUILDING AND GROUNDS			
5305 · Botanical Supplies	0.00	50.50	-50.50
5310 · Janitorial Supplies	0.00	200.00	-200.00
5320 · Repairs and Maintenance	1,574.61	2,000.00	-425.39
5325 · Furn&YardEquip Rep/Rep/New	0.99	2,000.00	-1,999.01
5330 · Electrical Service	688.53	4,200.00	-3,511.47
5335 · Telephone Service	1,085.49	6,600.00	-5,514.51
Total 5300 · BUILDING AND GROUNDS	3,349.62	15,050.50	-11,700.88
5600 · COMMUNICATIONS			
5605 · Batteries, Clips, Acc.	0.00	500.00	-500.00
5615 · Non-Warranty Repair	0.00	300.00	-300.00
5620 · Digital Radio and Pagers	0.00	500.00	-500.00
Total 5600 · COMMUNICATIONS	0.00	1,300.00	-1,300.00
6600 · INSURANCE			
6605 · Building and Property	994.00	5,800.00	-4,806.00
6610 · Vehicle	2,326.00	12,355.00	-10,029.00
6615 · Personnel Coverage	13,171.00	16,100.00	-2,929.00
Total 6600 · INSURANCE	16,491.00	34,255.00	-17,764.00

3:46 PM
 01/12/24
 Cash Basis

Cassie Volunteer Fire Department
Profit & Loss Budget vs. Actual
 October through December 2023

	Oct - Dec 23	Budget	\$ Over Budget
7000 - OPERATIONS			
7007 · CAD-Computer Aided Dispatch	0.00	5,800.00	-5,800.00
7010 · Fuel-Vehicle and Equipment	0.00	250.00	-250.00
7012 · Fuelman-Vehicles & Equipment	1,704.38	16,000.00	-14,295.62
7015 · Equipment Maint/Repr-Vendor	0.00	500.00	-500.00
7020 · Fire Extinguisher Test/Repr	0.00	300.00	-300.00
7025 · Fire Suppressant Supplies	0.00	5,000.00	-5,000.00
7030 · First Responder Supplies	243.16	4,500.00	-4,256.84
7035 · Ladder, Pump & Hose Testing	0.00	4,000.00	-4,000.00
7040 · Minor Tools	15.89	150.00	-134.11
7045 · Veh/Epmt Lights-Decals-Safety	0.00	100.00	-100.00
7050 · Personal Protect Equip-PPE	492.34	4,000.00	-3,507.66
7055 · PPE Testing/Cleaning/Repair	0.00	500.00	-500.00
7057 · Operations - Radio Service Fee	5,459.28	5,570.00	-110.72
7060 · Rehabilitation Supplies	53.46	500.00	-446.54
7065 · Rescue Equipment Maint/Repr	0.00	250.00	-250.00
7070 · SCBA Testing/Hydro/FaceMsk/Pack	0.00	2,500.00	-2,500.00
7072 · SCBA MAINTENANCE & REPAIR	107.98	500.00	-392.02
7075 · State Veh Safety Inspec&Regist	0.00	150.00	-150.00
7080 · Vehicle Maintenance/Repair	20.98	2,000.00	-1,979.02
7085 · Vehicle Maint/Repr(Vendor)	724.74	16,000.00	-15,275.26
7090 · Equipmt Replmt(Fire Fightg)	0.00	1,750.00	-1,750.00
7095 · Fire Fighting Equipmt - NEW	0.00	2,500.00	-2,500.00
7096 · FIRE FIGHTING EQUIPMENT-MAINTEN	0.00	1,007.00	-1,007.00
7100 · Rescue Equipment - NEW	0.00	1,000.00	-1,000.00
7105 · Rescue Equipment - REPLMNT	0.00	200.00	-200.00
Total 7000 · OPERATIONS	8,822.21	75,027.00	-66,204.79
8000 - TRAINING			
8005 · AED, CPR, First Aid	207.50	454.00	-246.50
8020 · Training -VENDOR	450.00	7,000.00	-6,550.00
8022 · Training-Certification&Testing	0.00	1,000.00	-1,000.00
8025 · Per Diem Travel/Lodging	25.80	4,000.00	-3,974.20
8030 · Wildland	0.00	500.00	-500.00
8035 · Educational Supplies	0.00	600.00	-600.00
Total 8000 · TRAINING	683.30	13,554.00	-12,870.70
9000 - PUBLIC RELATIONS			
9005 · Educational Supplies	0.00	100.00	-100.00
9010 · Public Eductn/Relatn/Apprtn	0.00	500.00	-500.00
9015 · Shipping and Postage	0.00	100.00	-100.00
9020 · Printing	0.00	100.00	-100.00
9025 · Recognition/Thank You	0.00	500.00	-500.00
Total 9000 · PUBLIC RELATIONS	0.00	1,300.00	-1,300.00
9500 - CAPITAL EXPENDITURES			
9523 · Tires- 6 New Tires for E2-4421	6,424.71	6,000.00	424.71
Total 9500 · CAPITAL EXPENDITURES	6,424.71	6,000.00	424.71
Total Expense	68,149.91	242,764.00	-174,614.09
Net Income	-2,324.10	0.00	-2,324.10

3:43 PM
 01/12/24
 Cash Basis

Cassie Volunteer Fire Department
Profit & Loss by Class
 October through December 2023

	ESD	ESDC	FDE	TOTAL
Income				
4000 · Income				
4005 · ESD payments	41,136.12	0.00	18,054.88	59,191.00
4095 · ESD Pymts-Capital Expenditures	0.00	6,634.81	0.00	6,634.81
Total 4000 · Income	41,136.12	6,634.81	18,054.88	65,825.81
Total Income	41,136.12	6,634.81	18,054.88	65,825.81
Expense				
5000 · ADMINISTRATIVE				
5005 · Accounting	275.00	0.00	0.00	275.00
5025 · Office Supplies	50.98	0.00	0.00	50.98
5035 · Shipping/Postage/PO Box Rental	66.00	0.00	0.00	66.00
5040 · Subscrptn/Dues/Membrshp/RecMgmt	3,431.98	0.00	0.00	3,431.98
5042 · Record Mgmt Systems-ER,PC,CAD	1,420.00	0.00	0.00	1,420.00
5050 · Uniforms (Caps and Shirts)	3,354.20	0.00	0.00	3,354.20
5060 · Banking/SftyDepBox/Chks/BkgdCks	25.00	0.00	0.00	25.00
5076 · RECRUITMENT & RETENTION	5,286.66	0.00	0.00	5,286.66
5078 · Items to be reimbursed by ESD	0.00	210.10	0.00	210.10
Total 5000 · ADMINISTRATIVE	13,909.82	210.10	0.00	14,119.92
5200 · PAID POSITION				
5205 · Base Salary	0.00	0.00	16,961.56	16,961.56
5215 · CVFD SS & Medicare Tax Match	0.00	0.00	1,297.59	1,297.59
Total 5200 · PAID POSITION	0.00	0.00	18,259.15	18,259.15
5300 · BUILDING AND GROUNDS				
5320 · Repairs and Maintenance	1,574.61	0.00	0.00	1,574.61
5325 · Furn&YardEquip Repl/Rep/New	0.99	0.00	0.00	0.99
5330 · Electrical Service	688.53	0.00	0.00	688.53
5335 · Telephone Service	1,085.49	0.00	0.00	1,085.49
Total 5300 · BUILDING AND GROUNDS	3,349.62	0.00	0.00	3,349.62
6600 · INSURANCE				
6605 · Building and Property	994.00	0.00	0.00	994.00
6610 · Vehicle	2,326.00	0.00	0.00	2,326.00
6615 · Personnel Coverage	13,171.00	0.00	0.00	13,171.00
Total 6600 · INSURANCE	16,491.00	0.00	0.00	16,491.00
7000 · OPERATIONS				
7012 · Fuelman-Vehicles & Equipment	1,704.38	0.00	0.00	1,704.38
7030 · First Responder Supplies	243.16	0.00	0.00	243.16
7040 · Minor Tools	15.89	0.00	0.00	15.89
7050 · Personal Protect Equip-PPE	492.34	0.00	0.00	492.34
7057 · Operations - Radio Service Fee	5,459.28	0.00	0.00	5,459.28
7060 · Rehabilitation Supplies	53.46	0.00	0.00	53.46
7072 · SCBA MAINTENANCE & REPAIR	107.98	0.00	0.00	107.98
7080 · Vehicle Maintenance/Repair	20.98	0.00	0.00	20.98
7085 · Vehicle Maint/Repr(Vendor)	724.74	0.00	0.00	724.74
Total 7000 · OPERATIONS	8,822.21	0.00	0.00	8,822.21
8000 · TRAINING				
8005 · AED, CPR, First Aid	207.50	0.00	0.00	207.50
8020 · Training -VENDOR	450.00	0.00	0.00	450.00
8025 · Per Diem Travel/Lodging	25.80	0.00	0.00	25.80
Total 8000 · TRAINING	683.30	0.00	0.00	683.30

3:43 PM
01/12/24
Cash Basis

Cassie Volunteer Fire Department
Profit & Loss by Class
October through December 2023

	<u>ESD</u>	<u>ESDC</u>	<u>FDE</u>	<u>TOTAL</u>
9500 - CAPITAL EXPENDITURES				
9523 - Tires- 6 New Tires for E2-4421	<u>0.00</u>	<u>6,424.71</u>	<u>0.00</u>	<u>6,424.71</u>
Total 9500 - CAPITAL EXPENDITURES	<u>0.00</u>	<u>6,424.71</u>	<u>0.00</u>	<u>6,424.71</u>
Total Expense	<u>43,255.95</u>	<u>6,634.81</u>	<u>18,259.15</u>	<u>68,149.91</u>
Net Income	<u>-2,119.83</u>	<u>0.00</u>	<u>-204.27</u>	<u>-2,324.10</u>

3:26 PM
01/12/24
Cash Basis

Cassie Volunteer Fire Dept. & EMS
Balance Sheet
As of December 31, 2023

	<u>Dec 31, 23</u>
ASSETS	
Current Assets	
Checking/Savings	
1010 - FSB of Burnet - 68007	114,547.83
Total Checking/Savings	<u>114,547.83</u>
Total Current Assets	114,547.83
Other Assets	
1090 - Transfers (In/Out)	<u>-70,000.00</u>
Total Other Assets	<u>-70,000.00</u>
TOTAL ASSETS	<u>44,547.83</u>
LIABILITIES & EQUITY	
Equity	
3010 - Unrestricted Net Assets	48,297.40
Net Income	<u>-3,749.57</u>
Total Equity	<u>44,547.83</u>
TOTAL LIABILITIES & EQUITY	<u>44,547.83</u>

3:30 PM
 01/12/24
 Cash Basis

Cassie Volunteer Fire Dept. & EMS
Profit & Loss Detail
 December 2023

Date	Name	Memo	Class	Paid Amount
Income				
4000 · INCOME				
4015 · Memorial Donations				
12/07/2023	Individual Donations	In memory of Sam Phillips from Gary and Dorothy Jac...	FD	100.00
	Total 4015 · Memorial Donations			100.00
	Total 4000 · INCOME			100.00
	Total Income			100.00
Expense				
7000 · OPERATIONS				
7100 · RESCUE EQUIPMENT-NEW				
12/15/2023	Advanced Rescue Syst...	Inv#7794-1-P-40 Ram, 40 inch power Hawk Pusher R...	FD	2,947.57
	Total 7100 · RESCUE EQUIPMENT-NEW			2,947.57
	Total 7000 · OPERATIONS			2,947.57
	Total Expense			2,947.57
	Net Income			-2,847.57